
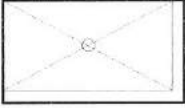
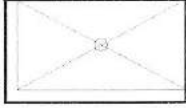
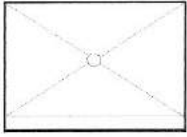
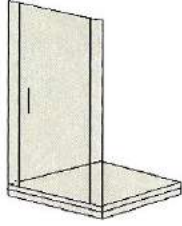
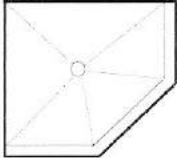
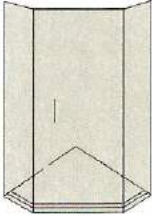




		Size --- Width x Depth	Retail excluding GST	Retail including GST
				
2-SIDED SQUARE		925 x 925	\$1704.35	\$1960.00
 	1025 x 1025	\$1734.78	\$1995.00	
	1225 x 925	\$1821.74	\$2095.00	
	1225 x 1025	\$1847.83	\$2125.00	
	1525 x 925	\$1969.56	\$2265.00	
	2-SIDED CORNER			
Left-Hand Corner 	Right-Hand Corner 	ORDERING Specify Left Hand or Right Hand Shower Base		
3-SIDED ALCOVE		925 x 925	\$1476.52	\$1698.00
 	1025 x 1025	\$1520.00	\$1748.00	
	1225 x 925	\$1589.57	\$1828.00	
	1225 x 1025	\$1606.96	\$1848.00	
	1525 x 925	\$1693.91	\$1948.00	
	ANGLE		900 x 900	\$1704.35
 	1000 x 1000	\$1734.78	\$1995.00	
	 Soap/Shampoo Recess Niche		340 x 340 x 90mm	\$165.00
		390 x 340 x 90mm	\$175.00	\$201.25
		540 x 340 x 90mm	\$185.00	\$212.75
 Glass Coating -- DIY Kit -- Factory-applied		4m2 coverage	\$95.00	\$109.25
			\$70 /m2	\$80.50/ m2
Glass Shelves		200 x 200	\$33.91	\$39.00

Pricing includes freight to residential or commercial sites in main centres and provincial towns. Additional charge for rural delivery.

Product Return -- No goods are to be returned without the expressed permission of Reliance Showers Ltd. All returned goods must be in re-saleable/ original condition and will incur a 15% re-packing and re-stocking charge. Reliance Showers Ltd. retains ownership of all goods supplied until paid for in full.